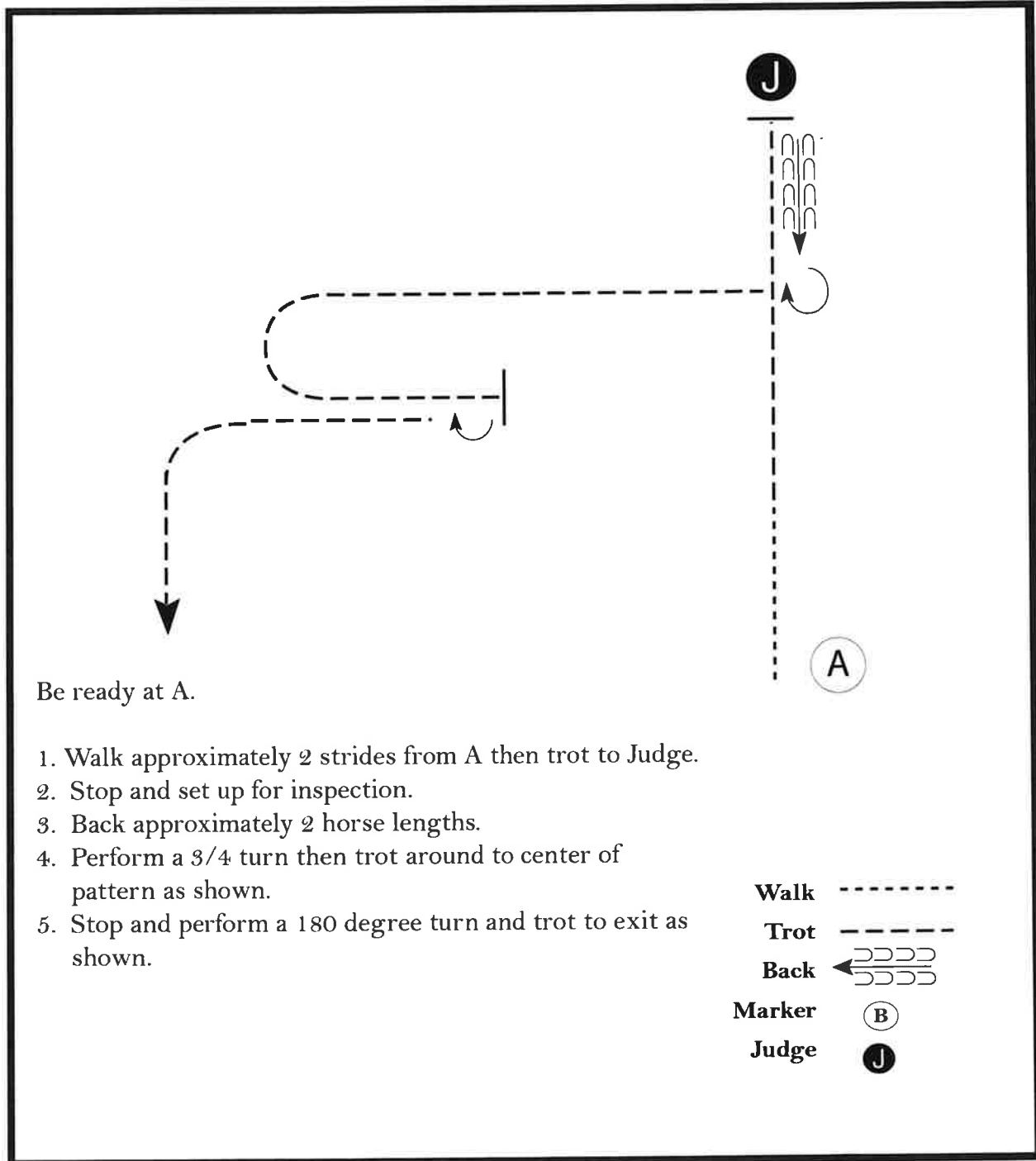


Class 212 - 219

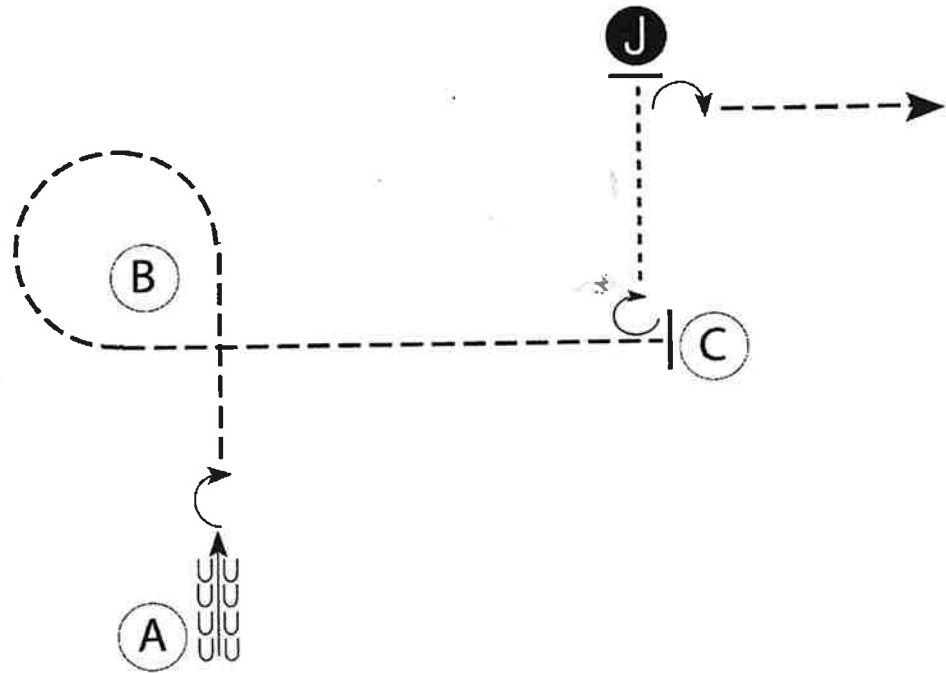
218 & 219 Walk only

SHOWMANSHIP



Class 220-228

SHOWMANSHIP



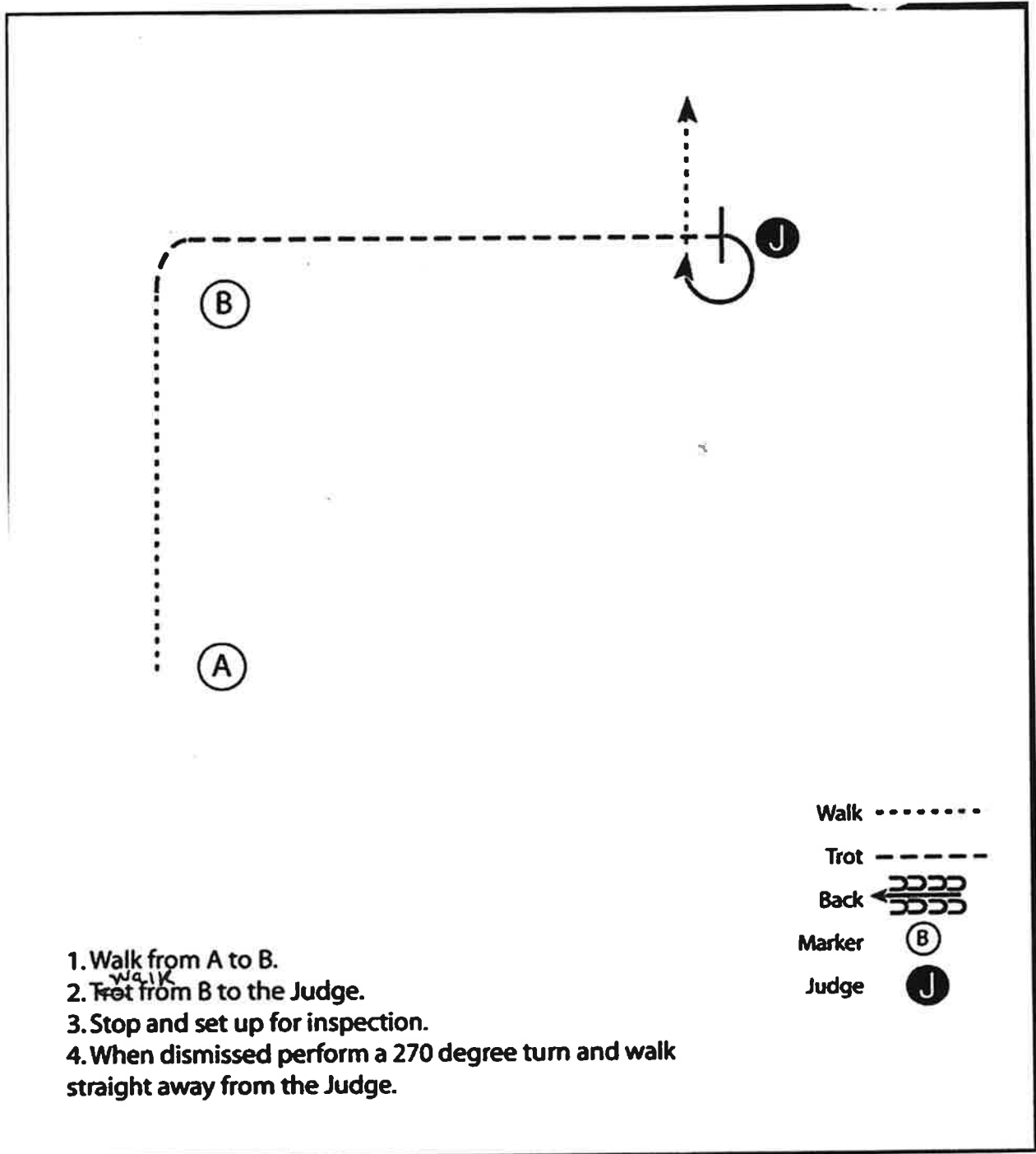
Be ready at A.

1. When acknowledged, back 5 steps.
2. Pivot 180 degrees.
3. Trot to and around B and continue to C.
4. Stop at C and turn 270 degrees.
5. Walk to judge. Stop and set up for inspection.
6. When dismissed, turn 90 degrees and trot away.

Follow the instructions of your ring steward.

| | |
|--------|-------------|
| Walk | ----- |
| Trot | - - - - - |
| Back | ← 5 5 5 5 5 |
| Marker | ⊙ B |
| Judge | ● J |

Class 229 Walk only



SHOWMANSHIP

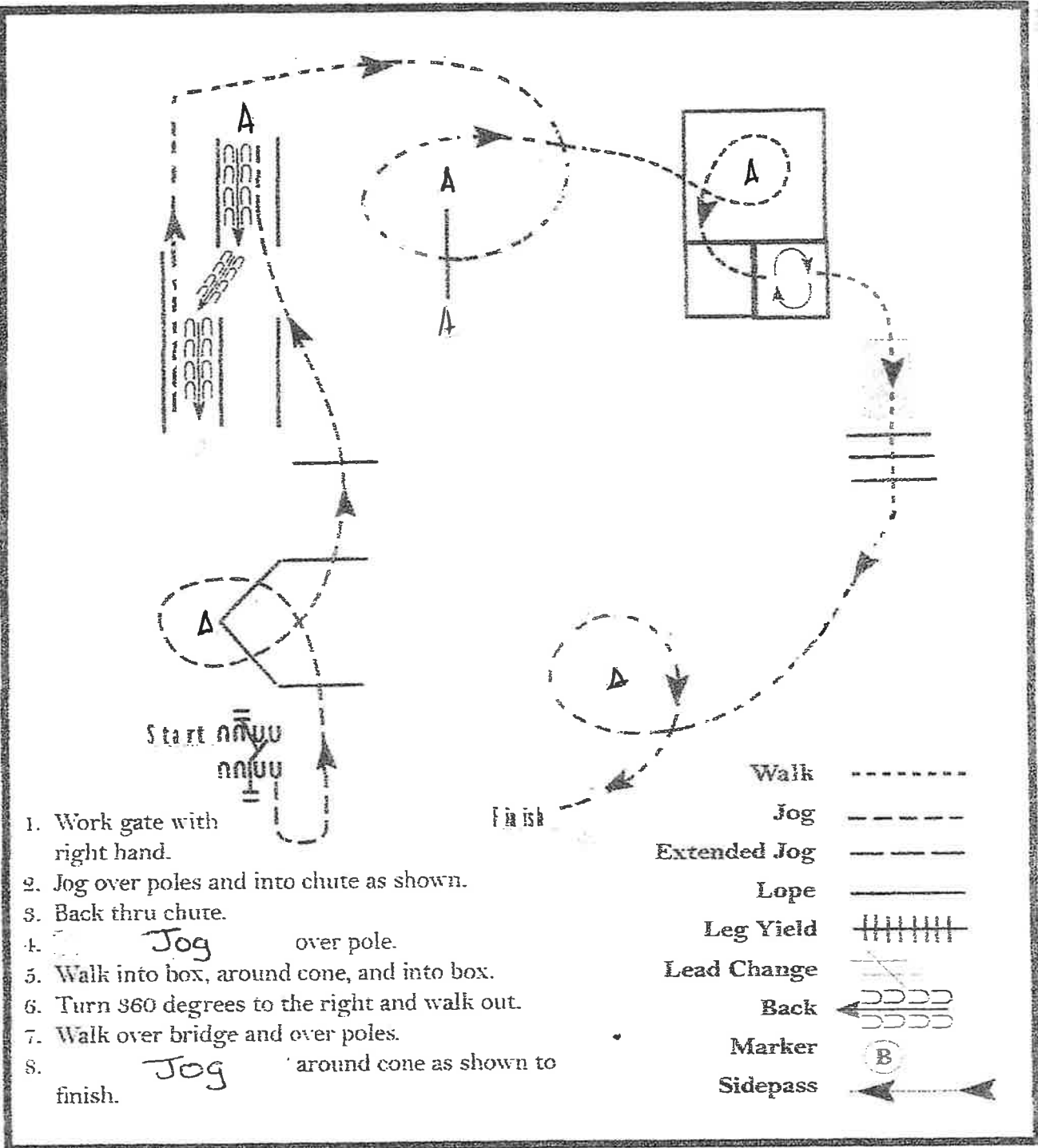
OPtHA Spring Spectacular

IN Hand Trail (Class # 269-277)
Walk/Trot Trail (Class # 278-286)

Show Date: March 10-12, 2023

www.horsetrainingpatterns.com

www.horsetrainingpatterns.com



1. Work gate with right hand.
2. Jog over poles and into chute as shown.
3. Back thru chute.
4. Jog over pole.
5. Walk into box, around cone, and into box.
6. Turn 360 degrees to the right and walk out.
7. Walk over bridge and over poles.
8. Jog around cone as shown to finish.

| | |
|--------------|----------------|
| Walk | ----- |
| Jog | - - - - - |
| Extended Jog | ----- |
| Lope | ----- |
| Leg Yield | |
| Lead Change | ↗ ↘ |
| Back | ←←←←← ←←←←← |
| Marker | ⊙ B |
| Sidepass | ←←←←← |

[T/1-25]

Pattern Provided by:
Tammie Whitt

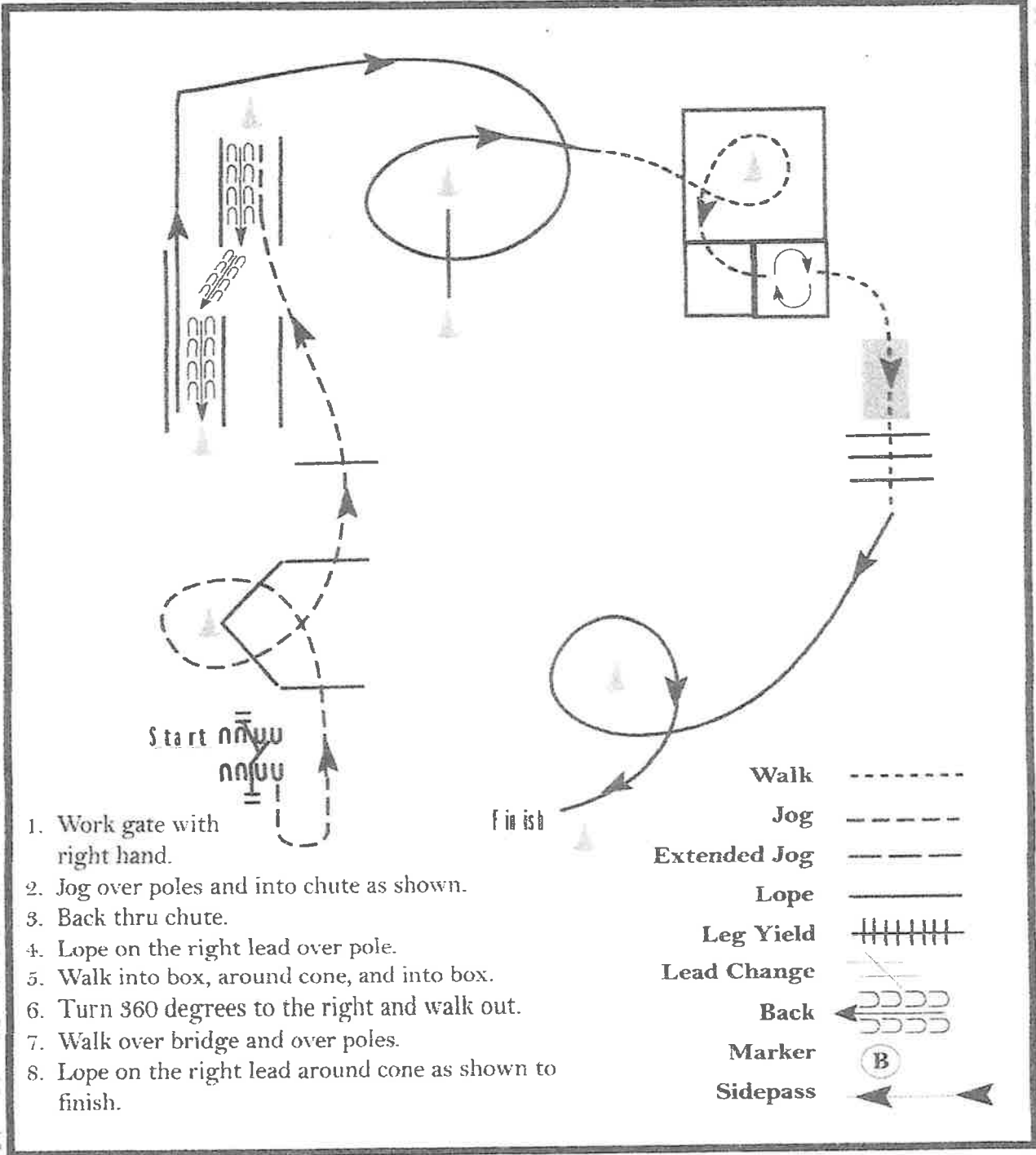
OPtHA Spring Spectacular

Trail AB / YA / AM / Novice (Class # 287-294)

Show Date: March 10-12, 2023

www.HorseShowPatterns.com

www.HorseShowPatterns.com



1. Work gate with right hand.
2. Jog over poles and into chute as shown.
3. Back thru chute.
4. Lope on the right lead over pole.
5. Walk into box, around cone, and into box.
6. Turn 360 degrees to the right and walk out.
7. Walk over bridge and over poles.
8. Lope on the right lead around cone as shown to finish.

| | |
|--------------|-----------|
| Walk | ----- |
| Jog | - - - - - |
| Extended Jog | ----- |
| Lope | ===== |
| Leg Yield | |
| Lead Change | ---/--- |
| Back | ←←←←← |
| Marker | (B) |
| Sidepass | ←←←←← |

[T/1-25]

Pattern Provided by:
Tammie Whitt

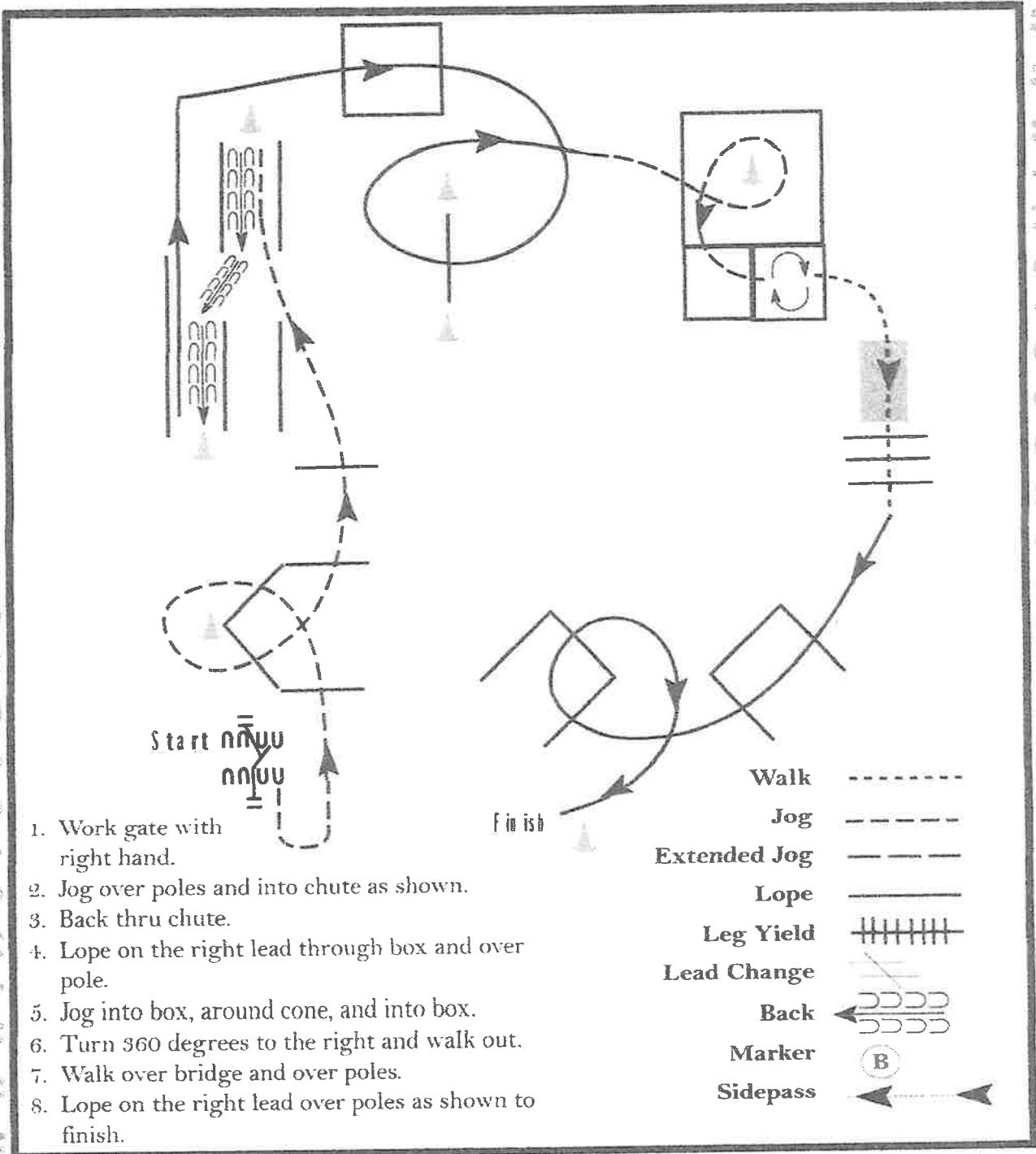
OPtHA Spring Spectacular

Trail Open (Class # 295-296)

Show Date: March 10-12, 2023

www.HorseShowPatterns.com

www.HorseShowPatterns.com



1. Work gate with right hand.
2. Jog over poles and into chute as shown.
3. Back thru chute.
4. Lope on the right lead through box and over pole.
5. Jog into box, around cone, and into box.
6. Turn 360 degrees to the right and walk out.
7. Walk over bridge and over poles.
8. Lope on the right lead over poles as shown to finish.

| | |
|--------------|-----------|
| Walk | ----- |
| Jog | - - - - - |
| Extended Jog | ==== |
| Lope | ===== |
| Leg Yield | |
| Lead Change | ↔ |
| Back | ←←←←← |
| Marker | Ⓚ |
| Sidepass | ←-----→ |

[T/2-25]

Pattern Provided by:

Tammie Whitt

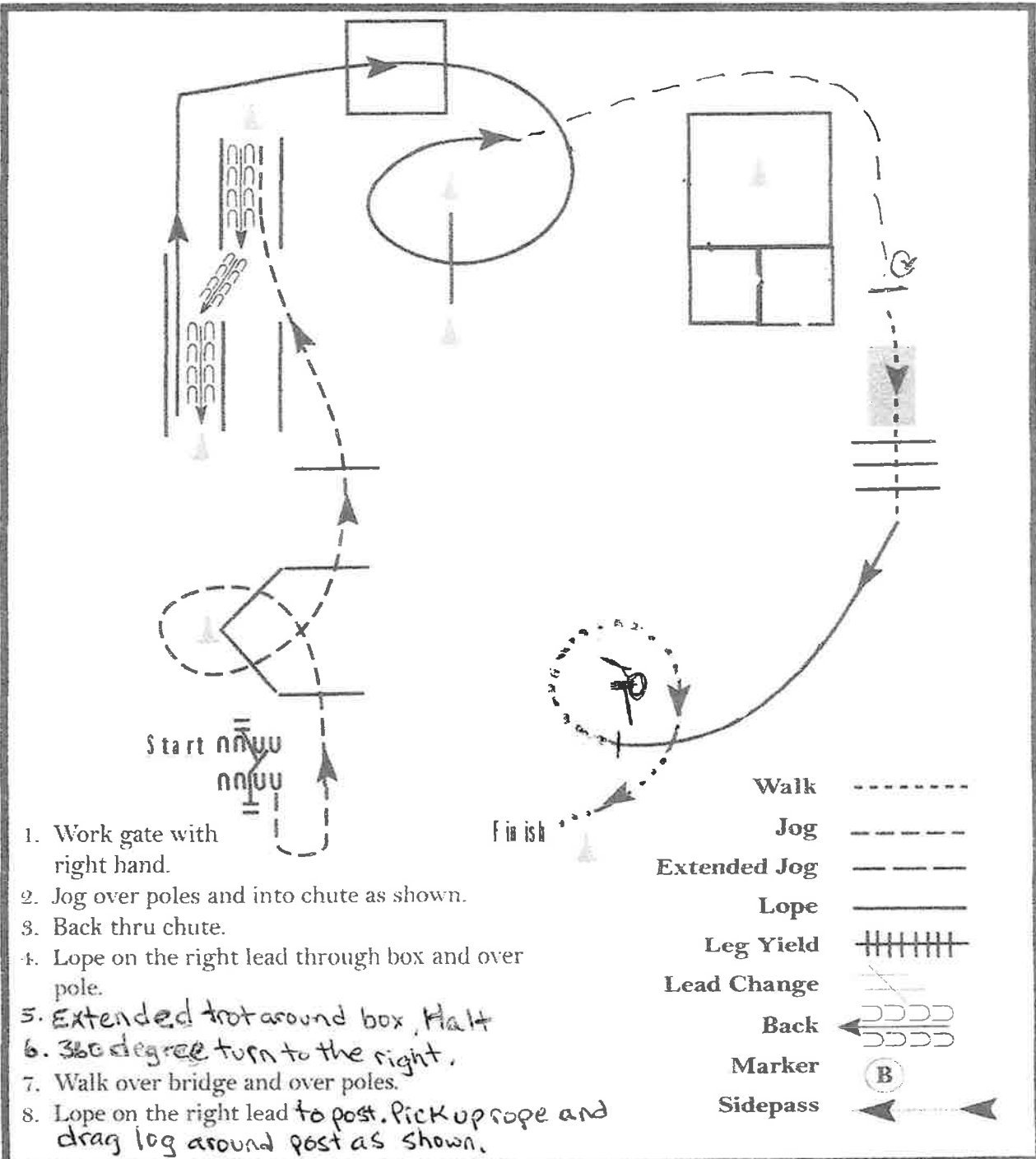
OPtHA Spring Spectacular

Ranch Trail Open (Class # 297-299)

Show Date: March 10-12, 2023

www.HorseShowPatterns.com

www.HorseShowPatterns.com



1. Work gate with right hand.
2. Jog over poles and into chute as shown.
3. Back thru chute.
4. Lope on the right lead through box and over pole.
5. Extended trot around box, Halt
6. 360 degree turn to the right.
7. Walk over bridge and over poles.
8. Lope on the right lead to post. Pick up rope and drag log around post as shown.

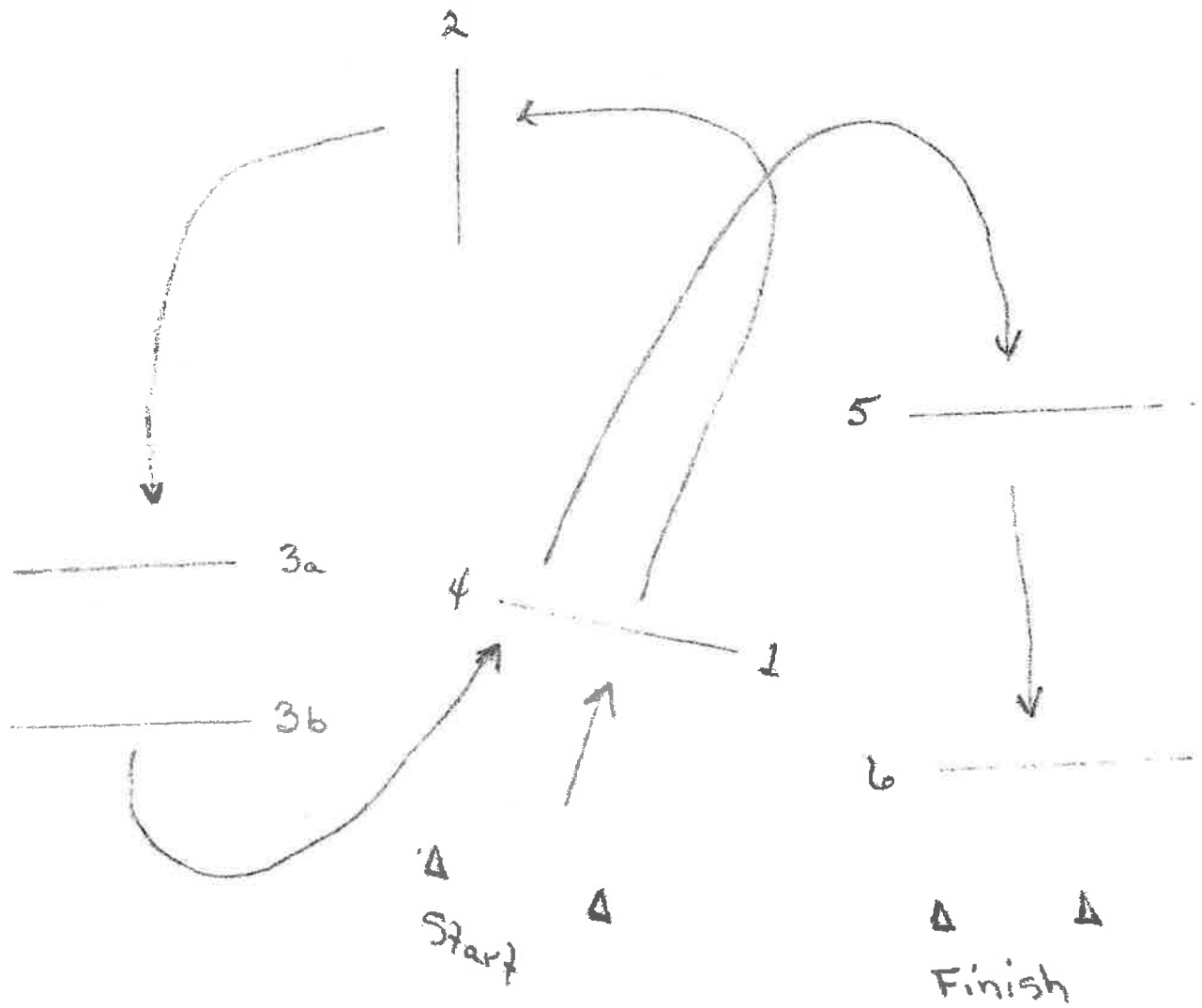
| | |
|--------------|---------|
| Walk | ----- |
| Jog | ----- |
| Extended Jog | ----- |
| Lope | ————— |
| Leg Yield | |
| Lead Change | /// |
| Back | ⏪⏪⏪ |
| Marker | ⓑ |
| Sidepass | ←-----← |

[T/2-25]

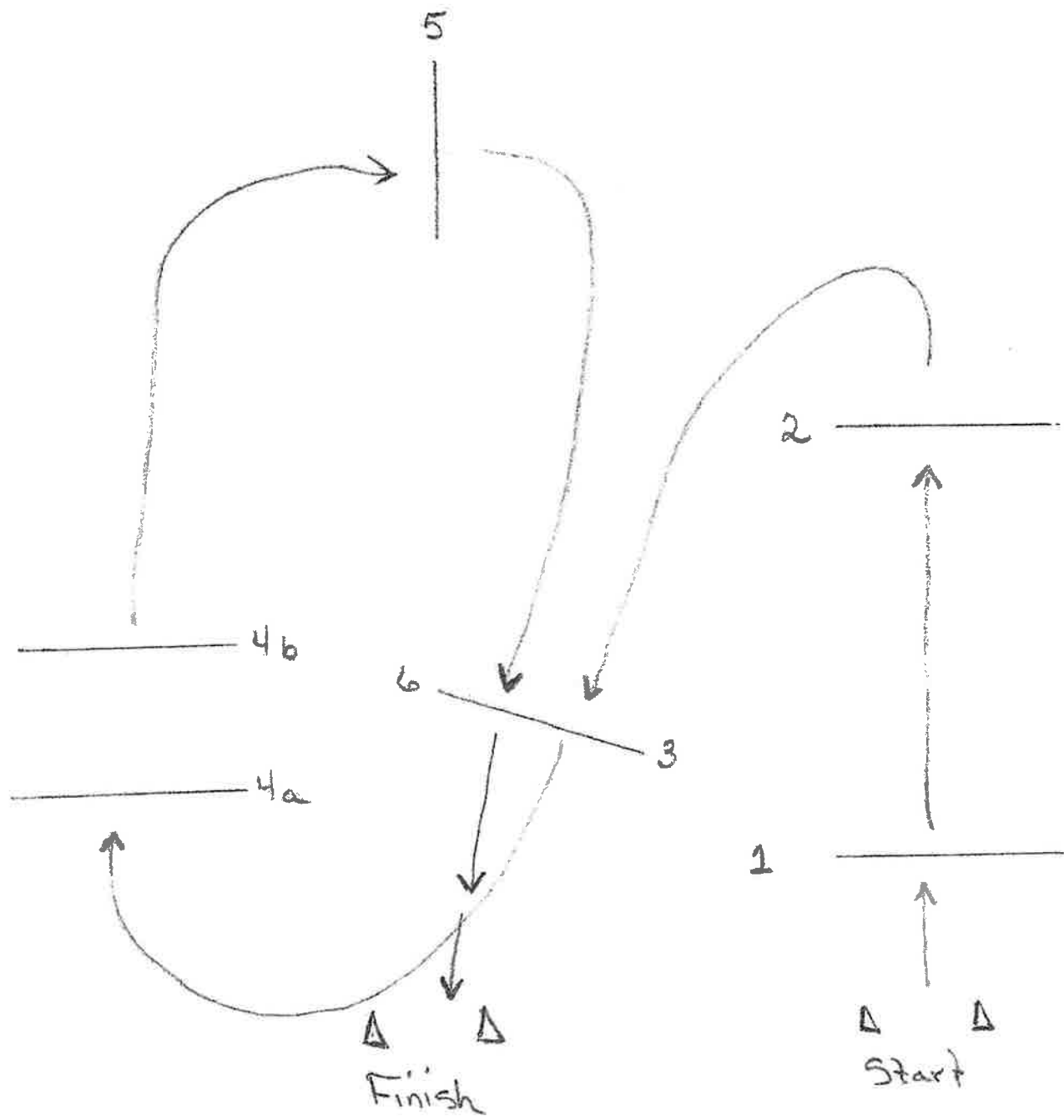
Pattern Provided by:
Tammie Whitt

Class 300-305

All In-Hand Hunter Classes



Class 306-31
All In-Hand Jumper Classes

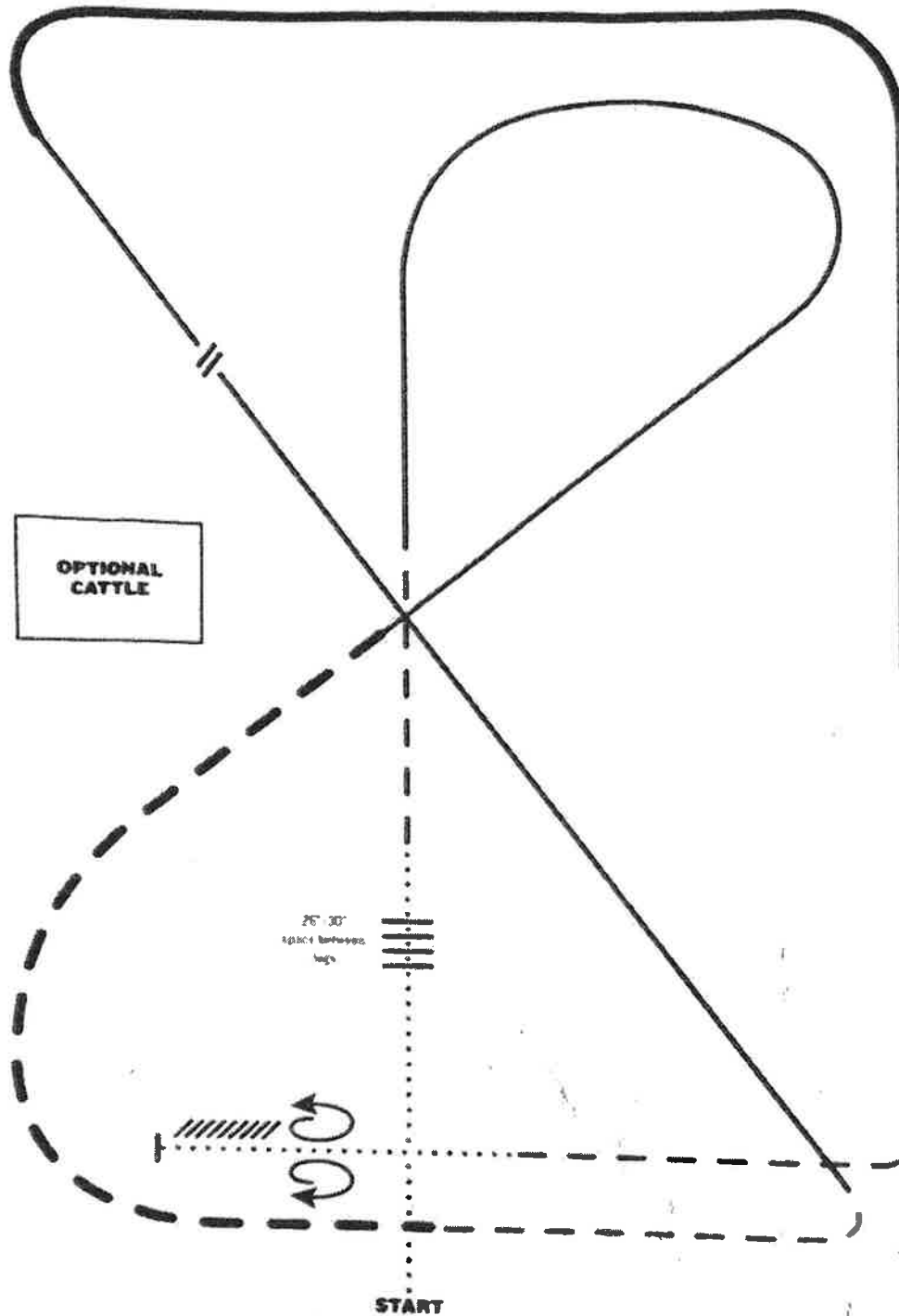


Class 313-315
 Class 312 Extend Trot Where Loping

RANCH RIDING - PATTERN 5

LEGEND

| | |
|-------|---------------|
| | Walk |
| | Extended Walk |
| --- | Trot |
| --- | Extended Trot |
| --- | Lope |
| --- | Extended Lope |
| //// | Back |
| | Lead Change |



OPTIONAL
CATTLE

1. Walk
2. Walk over logs
3. Trot
4. Lope right lead
5. Extended trot
6. Trot
7. Lope left lead
8. Change leads (simple or flying)
9. Extended lope right lead
10. Collect lope
11. Trot
12. Walk
13. Stop and back
14. 360° turn each direction (either direction 1st) (L-R or R-L)

See Theodorus
 Pattern 5
 1988
 1988