

Class 100-107
class 117 walk only

Class 106-107 Walk only

OPtHA

ENGLISH SHOWMANSHIP (ALL WALK TROT)

Show Date: MARCH 2023 Amateurs WALK only

www.HorseShowPatterns.com

www.HorseShowPatterns.com

Be ready at A.

1. When acknowledged, walk half way to Judge.
2. Stop and perform a 1/4 turn.
3. Back approximately one horse length.
4. Walk until even with Judge.
5. Trot in a half circle to Judge.
6. Stop and set up for inspection.
7. When dismissed, perform a 1/2 turn and walk straight away from Judge.

Walk	-----
Trot	- - - - -
Back	← ← ← ← ←
Marker	(B)
Judge	(J)

Follow the instructions of your ring steward.

[S/1-80]

Pattern Provided by:

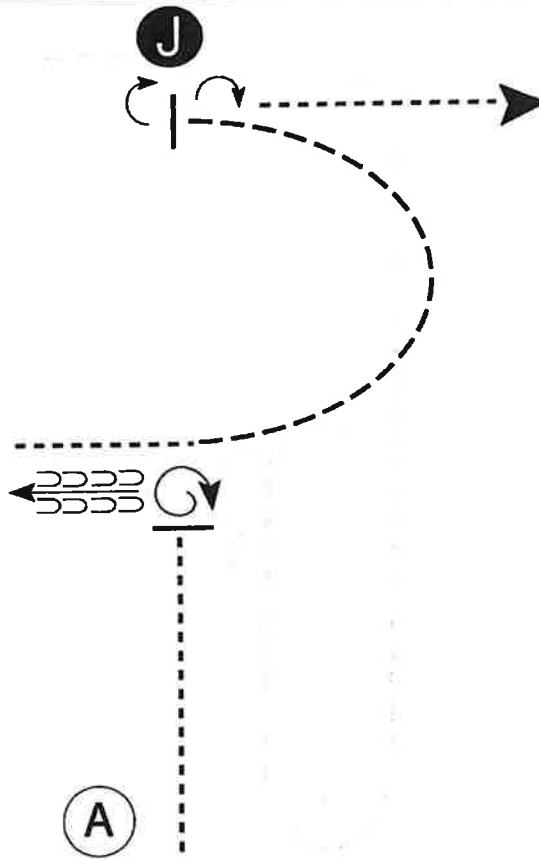
OPtHA

ENGLISH SHOWMANSHIP (ALL EXCEPT WALK TROT)

Show Date: MARCH 2023

w w w . H o r s e S h o w P a t t e r n s . c o m

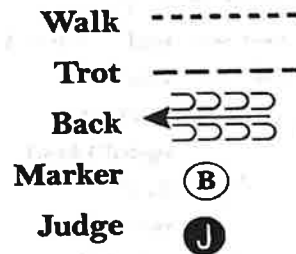
w w w . H o r s e S h o w P a t t e r n s . c o m



Be ready at A.

1. When acknowledged, walk half way to Judge.
2. Stop and perform a 1 1/4 turn.
3. Back approximately one horse length.
4. Walk until even with Judge.
5. Trot in a half circle until even with Judge.
6. Perform a 1/4 turn, stop and set up for inspection.
7. When dismissed, perform a 1/4 turn and walk straight away from Judge.

Follow the instructions of your ring steward.



[S/3-80]

Pattern Provided by:

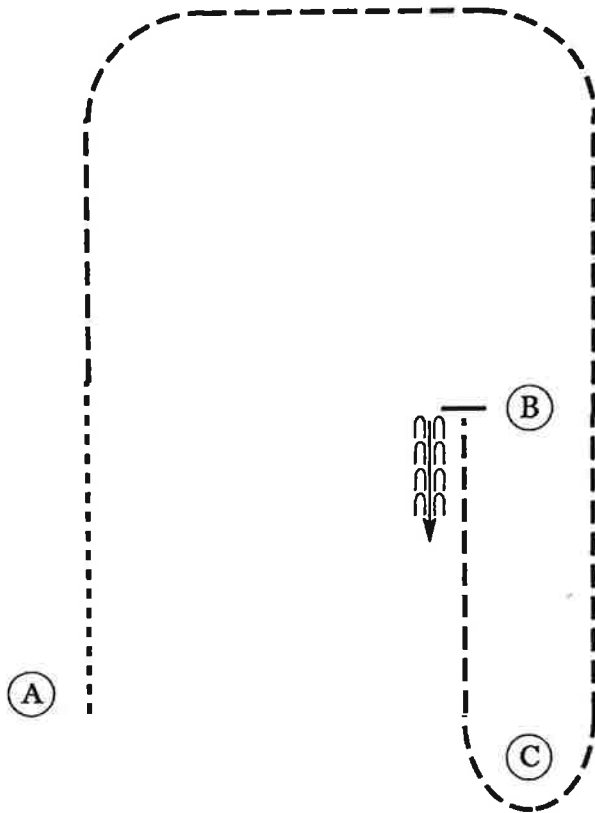
OPtHA

Hunt Seat Equitation (ALL WALK TROT)

Show Date: MARCH 2023

www.HorseShowPatterns.com

www.HorseShowPatterns.com



Be ready at A.

1. Walk until even with B.
2. Trot on the left diagonal to B.
3. Sitting trot to and around C.
4. Trot on the right diagonal to B.
5. Stop and back.

Walk	-----
Trot	- - - - -
Extended Trot	—————
Canter	—————
Leg Yield	
Lead Change	—/—
Back	←←←←←
Marker	Ⓚ
Sidepass	←→
Hand Gallop	—————

[HSE/WT-77]

Pattern Provided by:

OPtHA

Hunt Seat Equitation (ALL EXCEPT WALK TROT)

Show Date: MARCH 2023

www.HorseShowPatterns.com

www.HorseShowPatterns.com

Be ready at A.

1. Trot on the left diagonal.
2. Canter on the right lead to B.
3. Trot a circle to the left on the correct diagonal.
4. Sitting trot to and around C.
5. Trot on the left diagonal to B.
6. Stop and back.

Walk	-----
Trot	- - - - -
Extended Trot	— — — — —
Canter	— — — — —
Leg Yield	
Lead Change	— / —
Back	← ← ← ← ←
Marker	⊙ B
Sidepass	← — — — — ←
Hand Gallop	— — — — —

[HSE/1-77]

Pattern Provided by: