



# **SPOOKTACULAR**

**Pinto Jubilee & All Breed Horse Show  
October 29-31, 2021**

# **PATTERN BOOK FRIDAY CLASSES**

**[WWW.OREGONPINTO.COM](http://WWW.OREGONPINTO.COM)**

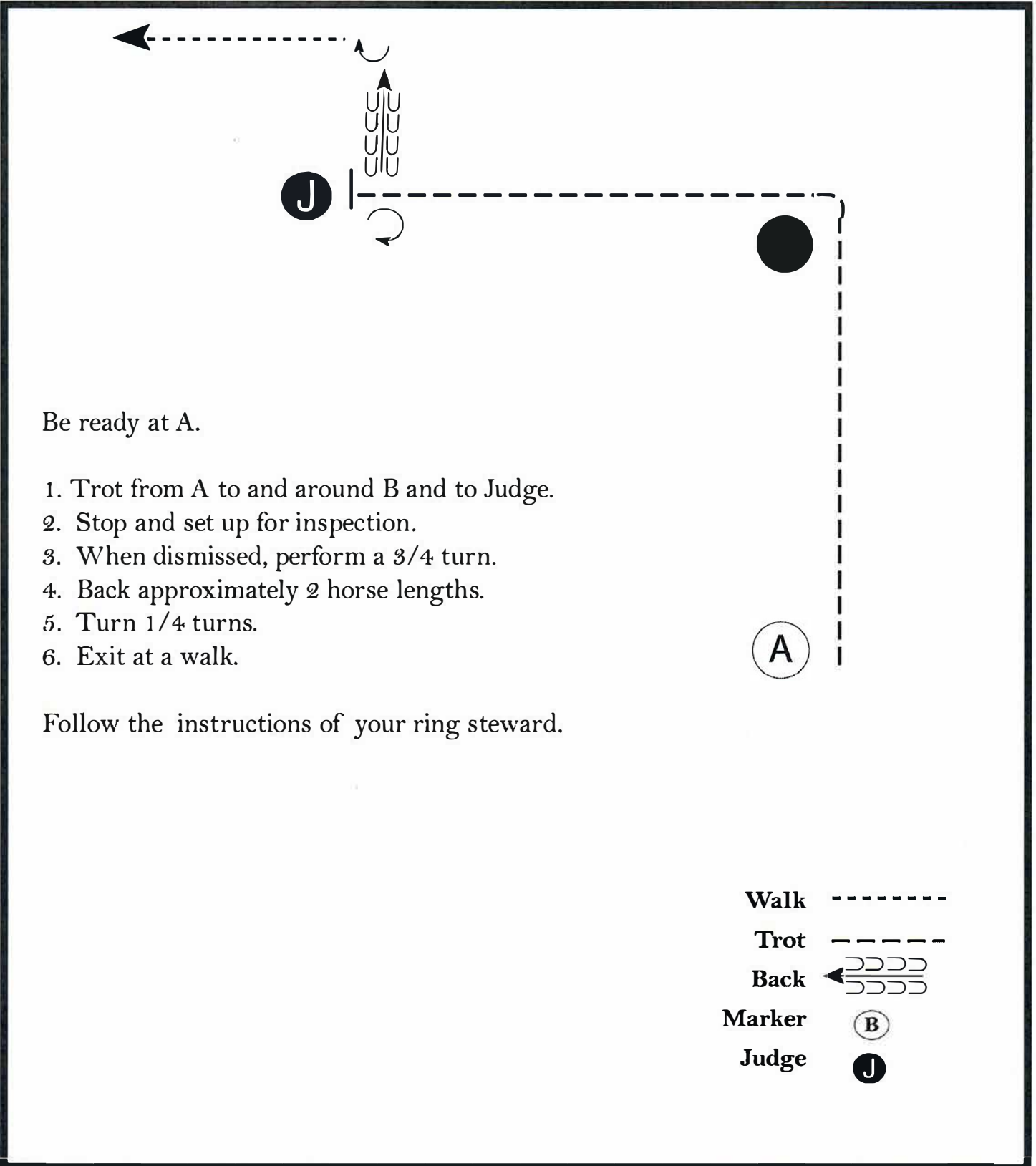
# Oregon Pinto

English Showmanship AB & AM (Class# 101-104)

Show Date: October 29-31

W W W . H O R S E S H O W P A T T E R N S . C O M


W W W . H O R S E S H O W P A T T E R N S . C O M



Be ready at A.

1. Trot from A to and around B and to Judge.
2. Stop and set up for inspection.
3. When dismissed, perform a 3/4 turn.
4. Back approximately 2 horse lengths.
5. Turn 1/4 turns.
6. Exit at a walk.

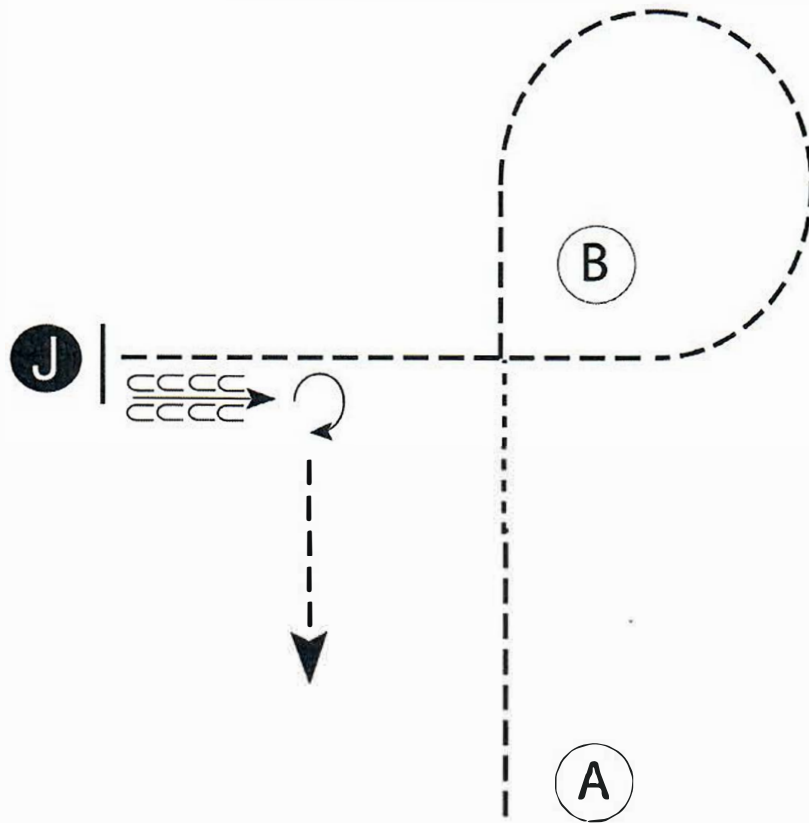
Follow the instructions of your ring steward.

- Walk -----
- Trot - . - . - .
- Back ← 
- Marker (B)
- Judge (J)

# Oregon Pinto

## English Showmanship Youth (Class # 105-107)

Show Date: October 29-31



Be ready at A.

1. Trot halfway to B.
2. Walk two horse lengths.
3. Trot to and around B as shown.
4. Trot to the judge. Stop and set up for inspection.
5. When dismissed, back approximately 2 horse lengths.
6. Perform a 270 degree turn and trot straight away.

Follow the instructions of your ring steward.

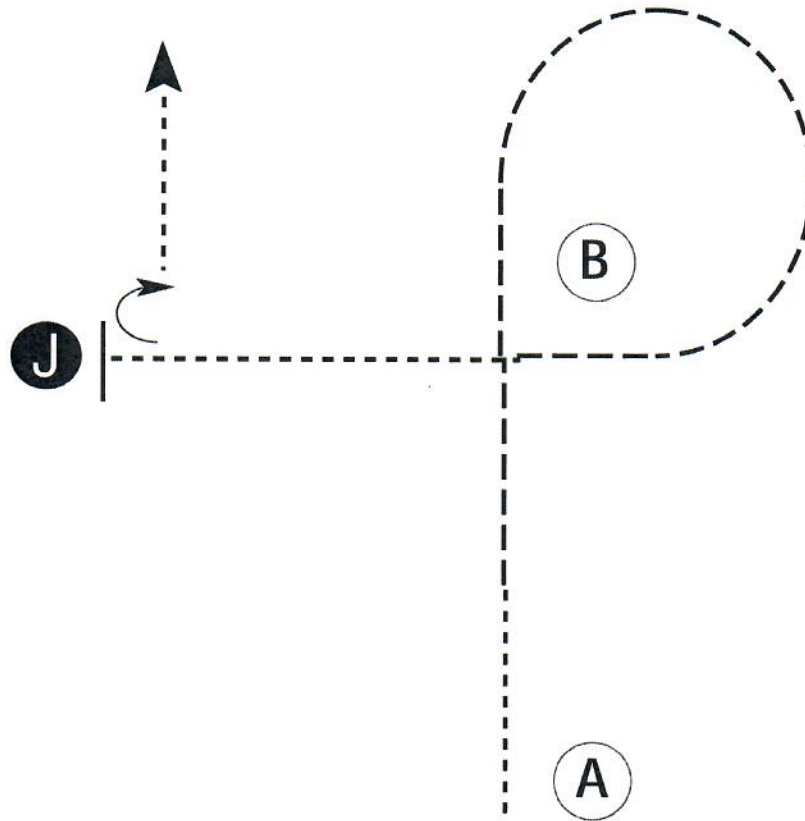
Walk	-----
Trot	- - - - -
Back	←
Marker	ⓑ
Judge	ⓐ

# Oregon Pinto

English Showmanship W/T (Class # 108-109 & 111-112)

Show Date: October 29-31

112A t 112B



Be ready at A.

1. Walk halfway to B.
2. Trot to and around B as shown.
3. When just past B, walk to judge and set up for inspection.
4. When dismissed, perform a 90 degree turn and walk away.

Follow the instructions of your ring steward.

Walk	-----
Trot	- - - - -
Back	←
Marker	(B)
Judge	(J)

[S/WT-79]

Pattern Provided by:

T . . . . .

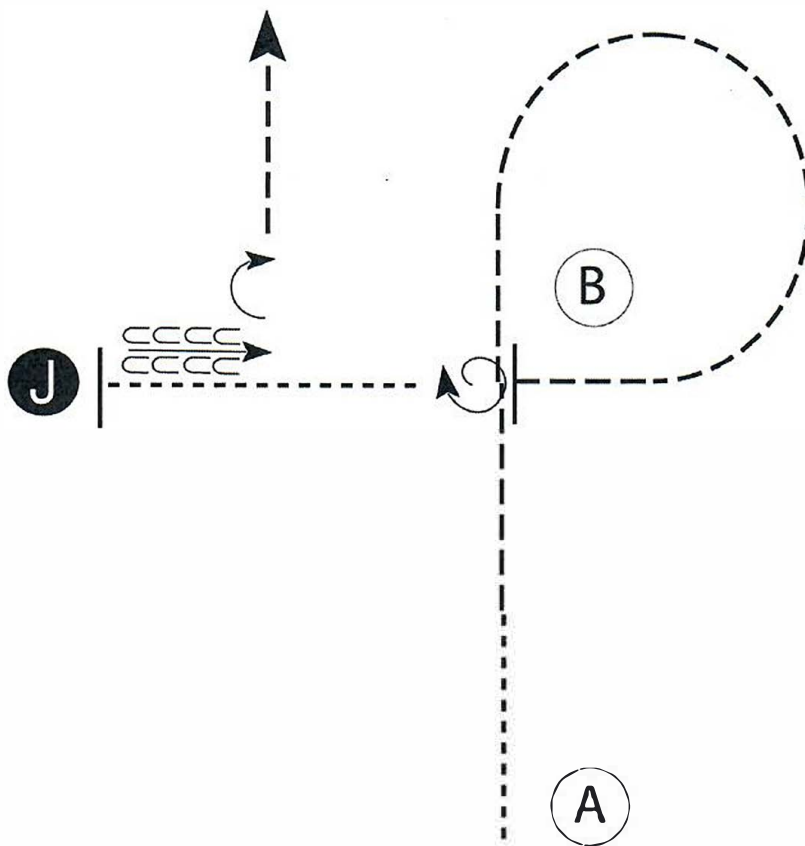
WWW.HORSESHOWPATTERNS.COM

WWW.HORSESHOWPATTERNS.COM

# Oregon Pinto

## English Showmanship AM W/T #110 (Walk Only)

Show Date: October 29-31



Be ready at A.

1. Walk halfway to B.
2. **WALK** to and around B as shown.
3. Stop when just past B. Perform a 360 degree turn.
4. Walk to judge and set up for inspection.
5. When dismissed, back one horse length.
6. Perform a 90 degree turn and trot away.

Follow the instructions of your ring steward.

Walk	-----
Trot	—————
Back	←————— —————
Marker	ⓑ
Judge	ⓐ

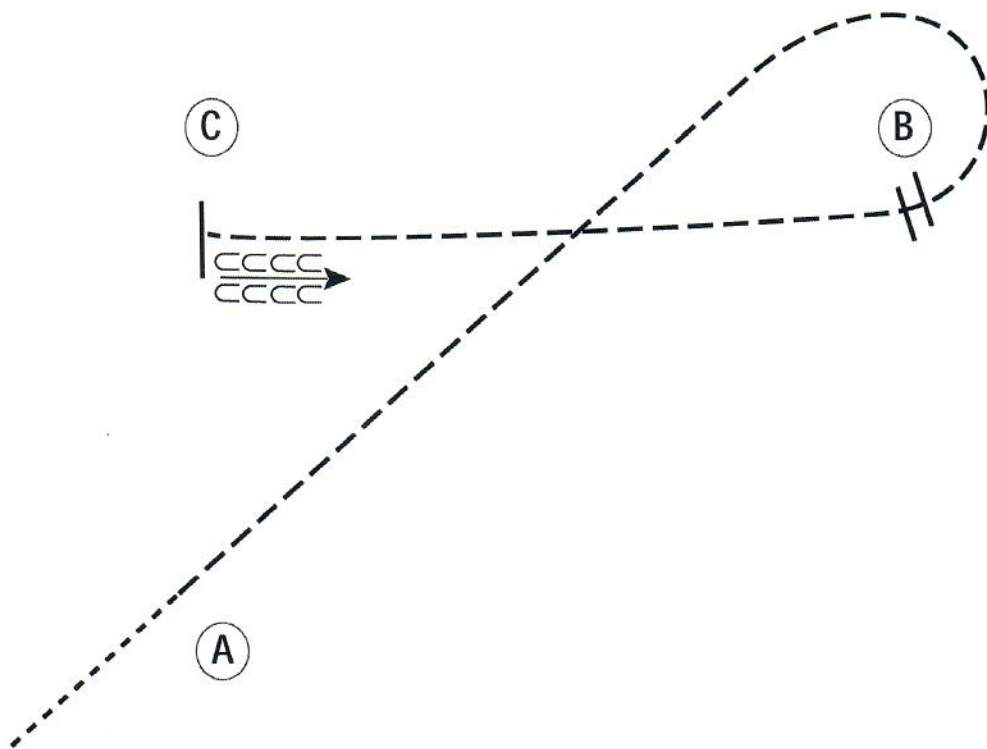
# Oregon Pinto

English Equitation W/T (Class # 122-126)

Show Date: October 29-31

WWW.HORSESHOWPATTERNS.COM

WWW.HORSESHOWPATTERNS.COM



Be ready before A.

1. Walk to A.
2. Posting trot on the left diagonal from A to and around B.
3. Change diagonals at B.
4. Posting trot on the right diagonal around to C.
5. Stop at C. Back approximately one horse length.
6. Follow the instructions of your ring steward.

Walk	-----
Trot	- - - - -
Extended Trot	-----
Canter	-----
Leg Yield	
Lead Change	↘
Back	← C C C C C
Marker	Ⓚ
Sidepass	← - - - - -
Hand Gallop	-----

[HSE/WT-19]

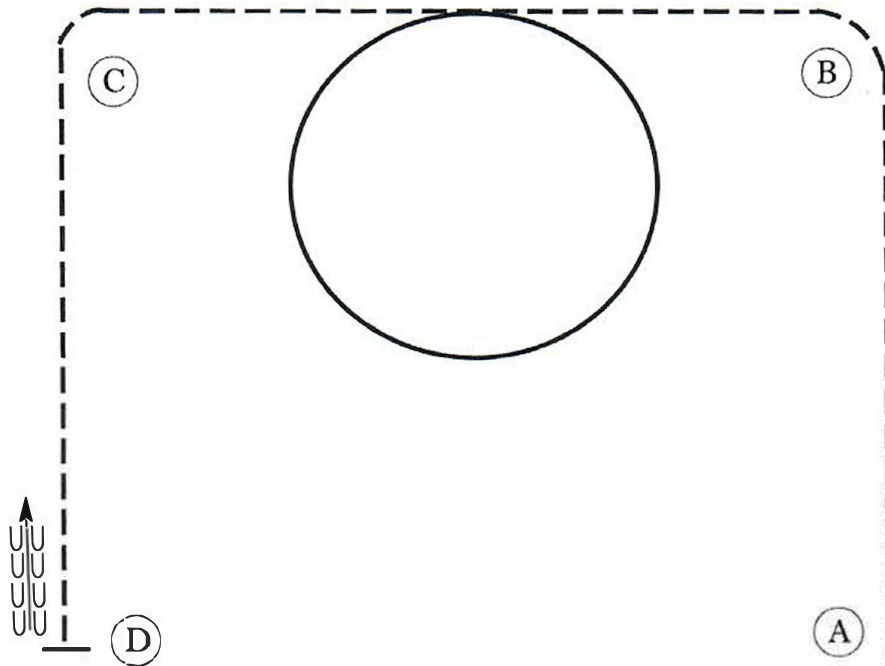
Pattern Provided by:



# Oregon Pinto

English Equitation AB/ YA/AM (Class # 127-133)

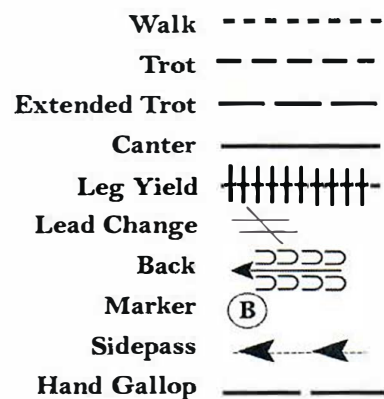
Show Date: October 29-31



Be ready at A.

1. Walk two horse lengths from A.
2. Posting trot on the right diagonal to and around B and halfway to C.
3. Halfway to C, canter a circle to the left.
4. Close the circle and trot on the right diagonal to C.
5. Change diagonals and trot on the left diagonal to D.
6. Halt at D and back approximately one horse length.

Follow the instructions of your ring steward.



WWW.HORSESHOWPATTERNS.COM

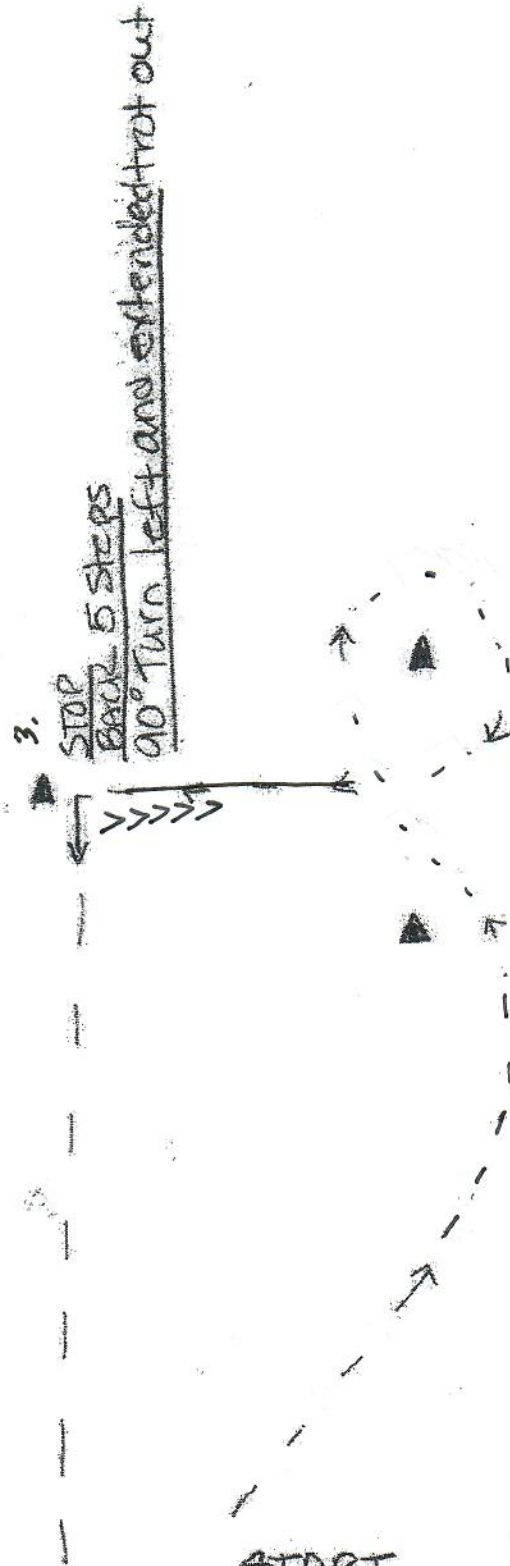
WWW.HORSESHOWPATTERNS.COM

# ALL REINSMANSHIP

Class

308-310

164



START  
D. Working trot to first  
cone, then Jog  
trot around second cone

2.) Walk To Third cone  
per drawn

Revised Pattern