

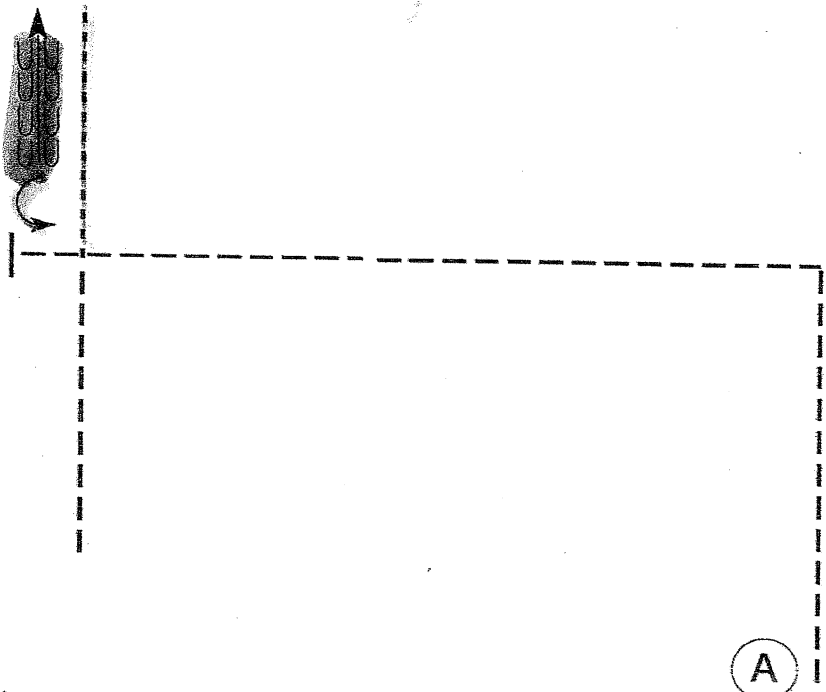
OPtHA Autumn Classic Pinto Open Show

Walk Trot Horsemanship Classes 331,332,333,334 & 335

September 20, 21 & 22, 2019

W W W . H O R S E S H O W P A T T E R N S . C O M

W W W . H O R S E S H O W P A T T E R N S . C O M



Be ready at A.

1. Perform a jog from A and a square corner toward center of pattern.
2. Continue the jog in a straight line.
3. Stop and perform a 1/4 turn to the left.
4. Back 5 steps.
5. Walk until you cross your line.
6. Exit arena at a jog.

Walk	-----
Jog	- - - - -
Extended Jog	- - - - -
Lope	—————
Lead Change	——— ——— ———
Back	←——— ←——— ←———
Marker	⊙ B

[WH/WT-104]

Pattern Provided by:
JUDGE CURT SUMMERS

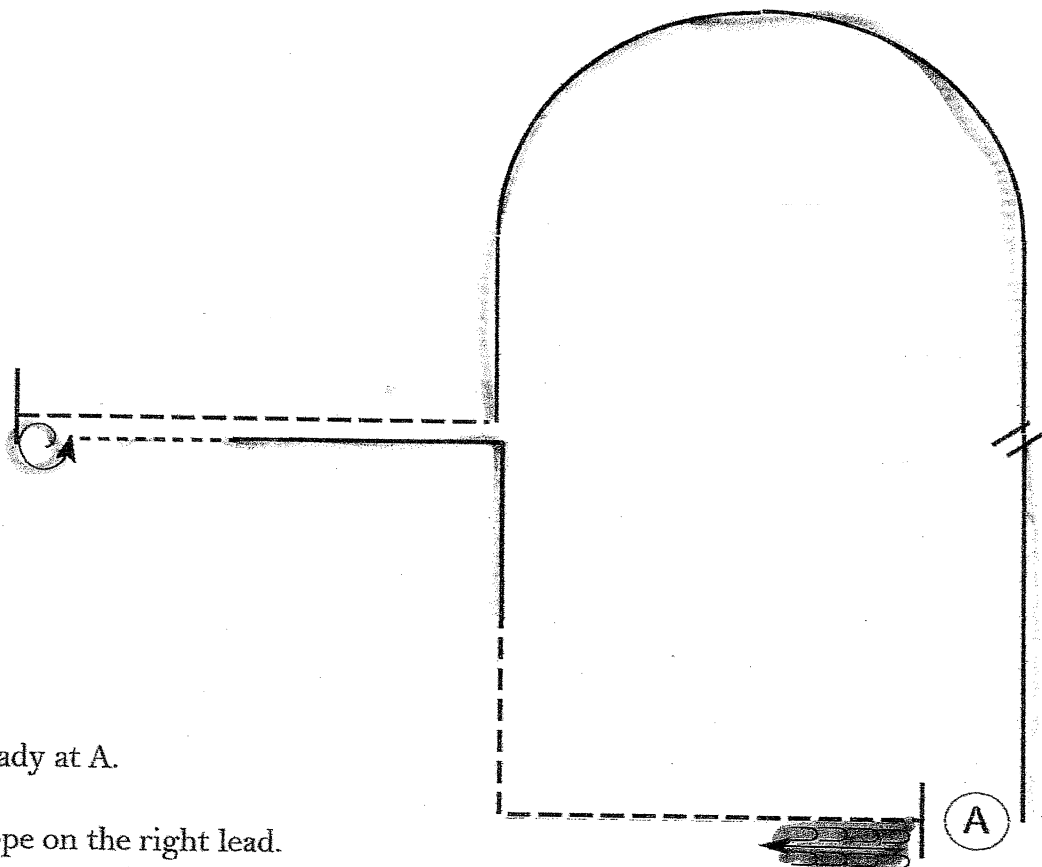
OPtHA Autumn Classic Pinto Open Show

Western Horsemanship Classes 328,329 & 330

September 20, 21 & 22, 2019

www.HorseShowPatterns.com

www.HorseShowPatterns.com



Be ready at A.

1. Lope on the right lead.
2. Change leads in the middle of your line.
3. Lope in an arc to the middle of your pattern.
4. Break to a jog and jog a corner to the right.
5. Perform 1 1/2 turns to the left.
6. Walk halfway to middle.
7. Lope on the right lead until you are halfway to A as shown.
8. Jog to A. Stop and back.

- Walk -----
- Jog -----
- Extended Jog -----
- Lope -----
- Lead Change
- Back
- Marker (B)

[WH11_1]

Pattern Provided by:
JUDGE CURT SUMMERS

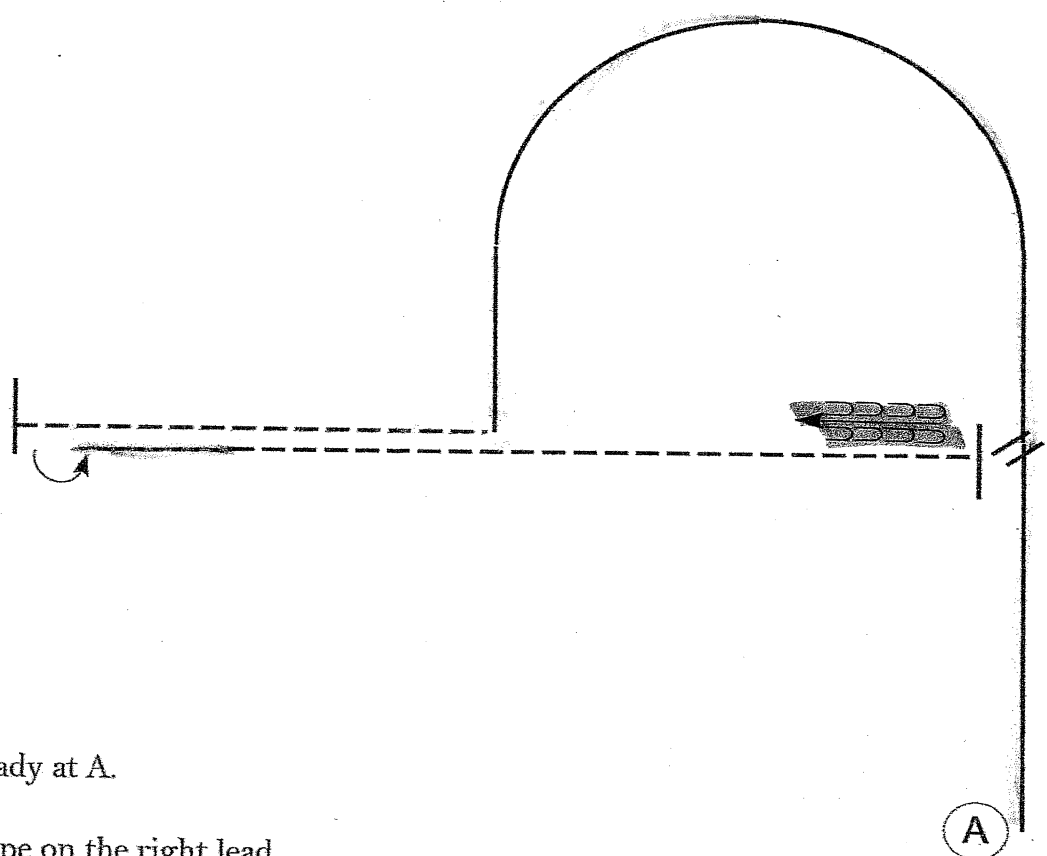
OPHA Autumn Classic Pinto Open Show

Western Horsemanship Classes 325,326 & 327

September 20, 21 & 22, 2019

www.HorseShowPatterns.com

www.HorseShowPatterns.com



Be ready at A.

1. Lope on the right lead.
2. Perform a simple lead change in the middle of your line.
3. Lope in an arc to the middle of your pattern.
4. Break to a jog and jog a corner to the right.
5. Perform 1/2 turn to the left.
6. Walk halfway to middle.
7. Jog until even with A as shown.
8. Stop and back.

Walk	-----
Jog	-----
Extended Jog	-----
Lope	-----
Lead Change	-----
Back	←-----
Marker	⊙ B

[WHI_1]

Pattern Provided by:
JUDGE CURT SUMMERS