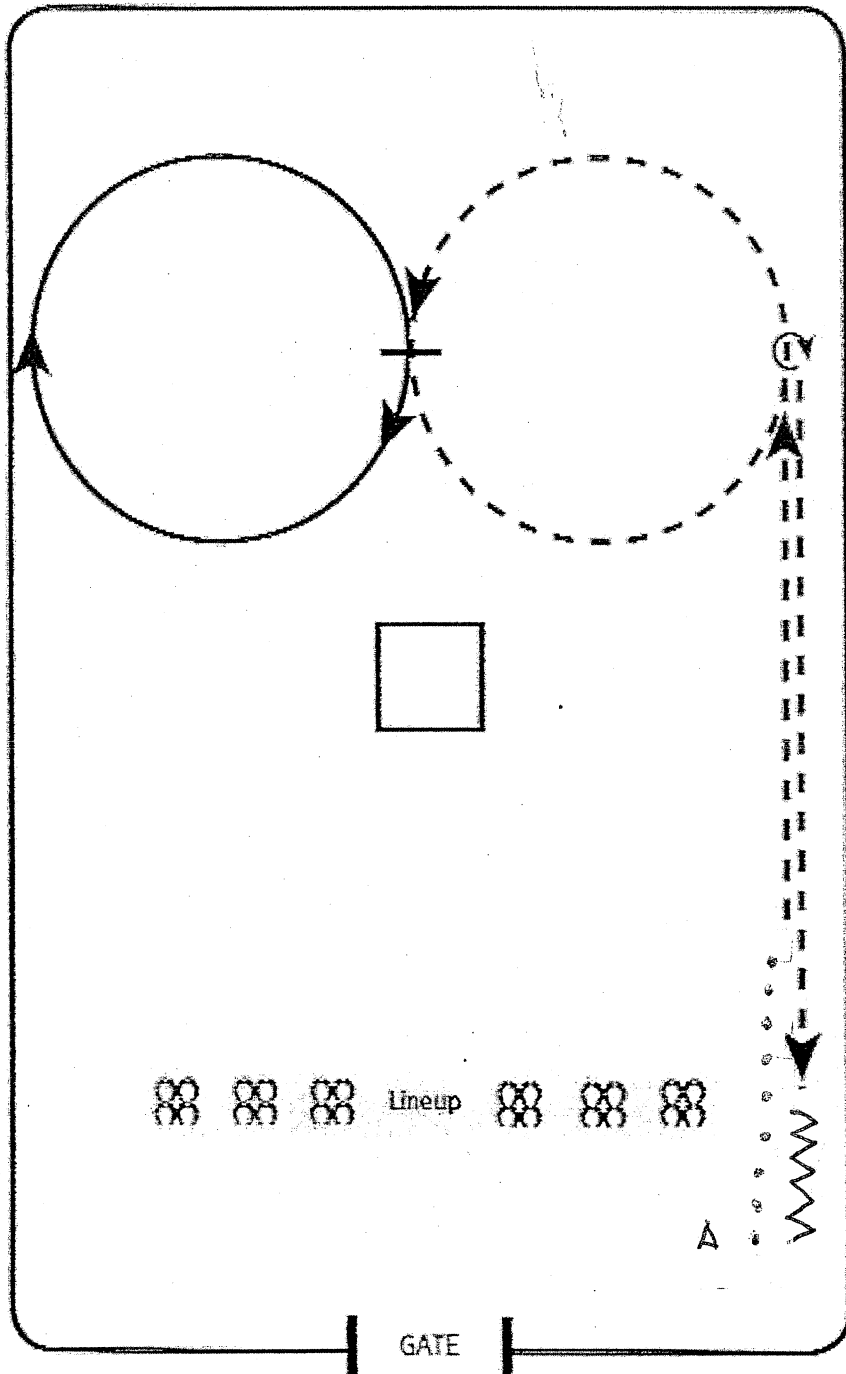


LEVEL 1 • PATTERN F • Tests 2,3,6,10

Start a cone walk 10 steps



Trot on the right diagonal to the 3/4 point of the rail and execute a half circle to the left at the trot to the center of the ring on the right diagonal. Halt.

Center a circle to the right on the right lead. Halt.

Trot a half circle to the left on the right diagonal back to the rail. Halt.

Reverse and trot down the rail showing two changes of diagonal beginning on the left diagonal.

Halt Back 5 steps

Exit the ring

	Stop / Halt
—	Canter
- -	Trot
....	Walk
~>	Back
□	Marker
⊗	Lineup

This pattern may only be used for:

- 13 & Under
- 14 - 18
- 18 & Under
- 19 & Over

If used at a Regional or National Show, pattern may not be run from the lineup.

Class # 223-225

LEVEL 1 • PATTERN A • Tests 2,3,10

Start at cone walk 5 steps

trot to the left around the curve to the end of the straightaway on the left diagonal (B) and stop briefly.

Canter (right lead) a circle in a clockwise direction.

Go directly into the trot on correct diagonal (C) and continue to the end of the straightaway (D) and at the curve execute a circle in a clockwise direction.

Continue the trot around the curve to the mid-point of the turn halt

Back 5 steps

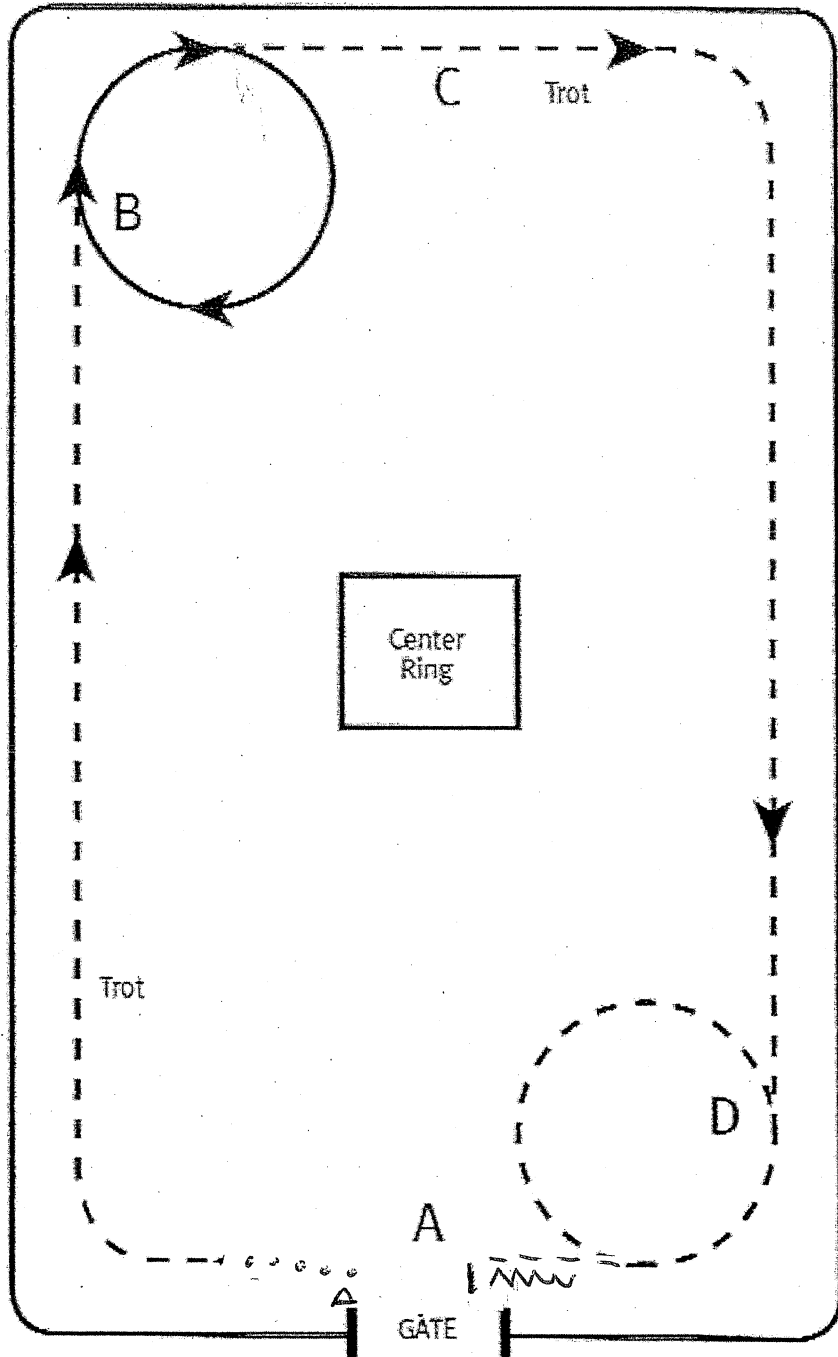
Exit arena

— —	Stop / Halt
—	Canter
- - -	Trot
.....	Walk
~>	Back
□	Marker
⊗	Lineup

This pattern may only be used for:

- 13 & Under
- 14 - 18
- 18 & Under
- 19 & Over

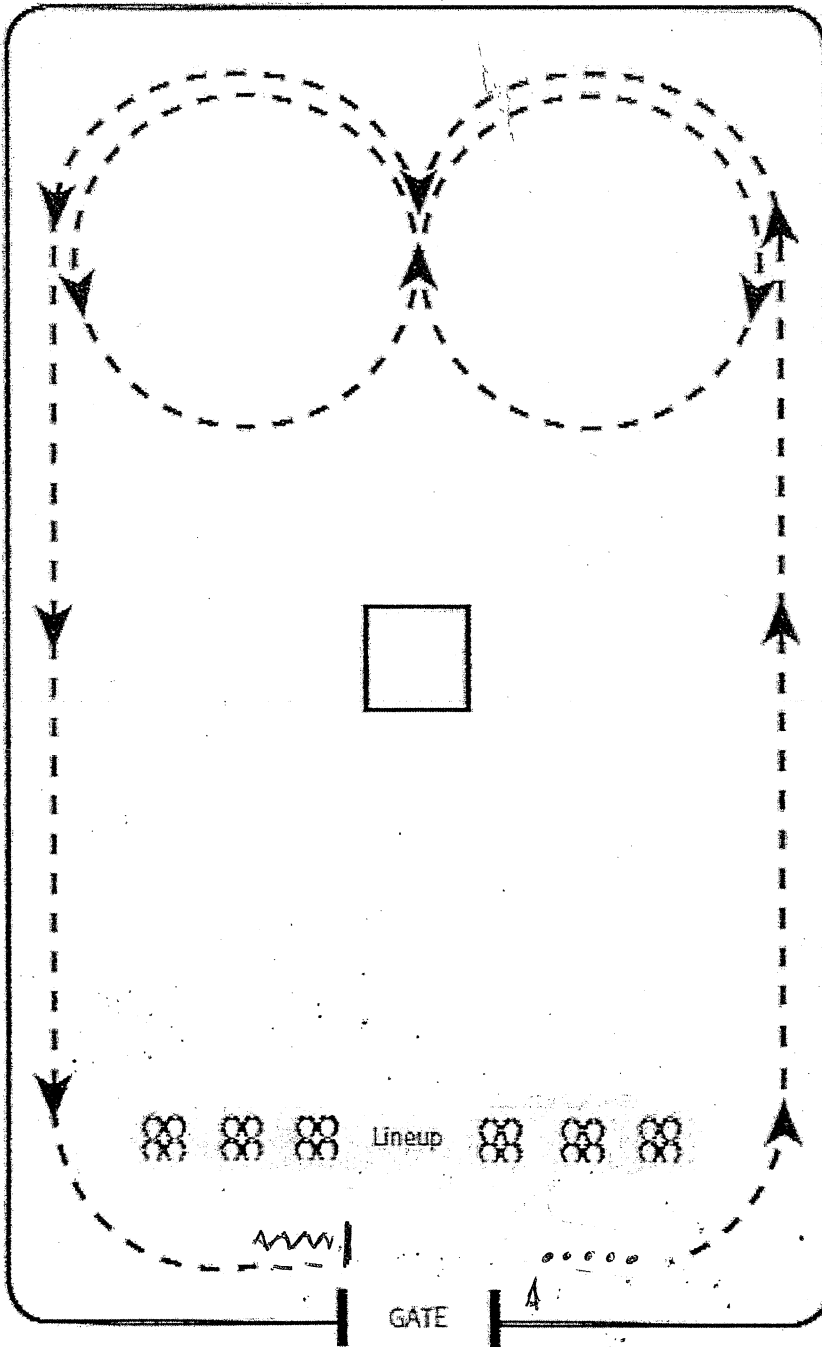
If used at a Regional or National Show, pattern may not be run from the lineup.



Class # 226-228

LEVEL 1 • PATTERN D • Tests 2,3

start at cone
 walk 6 steps



trot down the right hand straightaway and around the turn on the right diagonal to the center of a figure eight facing the center of the ring. Halt.

Trot a figure eight. Trot the first circle to the left on the right diagonal, trot the second circle to the right on the left diagonal. Halt.

Reverse. Trot from the center point of the figure eight to the left, around the turn and continue trotting on the right diagonal down the straightaway back to the line-up.

Halt Back 5 steps

Exit the arena

	Stop / Halt
	Center
	Trot
	Walk
	Back
	Marker
	Lineup

This pattern may only be used for:

- 13 & Under
- 14 - 18
- 18 & Under
- 19 & Over

If used at a Regional or National Show, pattern may not be run from the lineup.

Class # 229-233